



contact:
bvac2015@gmail.com
PO Box 7098
Holland Park East Q 4121

BVAC CHATTER

Brisbane Visual Arts Community has always hoped that bringing many groups together under one roof would result in our artists and crafters cross pollinating and rejuvenating Brisbane's arts and crafts scene.

To help facilitate this idea BVAC introduced **Monday Fundays** at the beginning of 2024. Any member can come along to spread out and in order to create masterpieces in the Hub facilities.

Our July, **Monday Funday**, resulted in an amazing cross fertilization of the very best kind between Ceramic Arts Queensland (CAQ) and Queensland Enamellers Guild (QEG).

Kirstin, from CAQ, had a Raku firing session planned. Anna-Margot, from QEG, was working hard to have new work ready for her upcoming exhibition. Nothing was off limits. Evidently, enamelling was done in the raku kiln and then came the combination of enamelling, raku firing and "horse" hair decoration. There wasn't a horse in the vicinity, but there was a PONY TAIL. Anna-Margot's pony tail is just a smidge shorter than it was on the Sunday before the Funday.

WHAT'S INSIDE

.....

BVAC CHATTER

FEATURES

SCULPTING THE SENSES -
AN EXHIBITION EXTRAORDINAIRE
by Susan Hoy

SLOW STITCH - Now What is That!!!
by Judy Hamilton

BVAC NEWS

NOTES FROM BVAC MEETING
11 July, 2024

SPIRITED - Threads in Common
Exhibition invitation

BVAC OPEN WEEKEND
Open weekend, workshops & demonstrations

ARTICLES & EXHIBITIONS

CREATING TOGETHER
HDG 83rd Annual Exhibition invitation

LYDIA PETERSEN
Assemblage Sculpture Exhibition invitation

TALLIE KUMIHIMO BEADING

PAINTING WITH FIRE
QLD Enamellers Guild Exhibition invitation

CLAY AND COLOUR
Exhibition invitation

CREATIVE GLASS GUILD SHOWCASE
Save the Date

CREATIVITY REBORN
Greg de Silva

ADDING TO THE COLLECTION
The Art of Graham W. Smith

FAUNA
Redland Yurara Art Gallery Exhibition

BRISBANE FESTIVAL
Creative Workshops

BRUSH AND BOW
Art & Music Fusion

I SEE YOU JOAN MIRO
BIA Group Exhibition invitation

THE LAST WORD

TRADEWIND ANNIE

The results seem to have been interesting, but for Kirstin, working out the cooling rates of metal versus ceramic, provided a challenge. It's not about the perfect piece of art or craft that results from experimenting, but the new things you learn on the way.

You will already have received your first quarterly newsletter from BVAC that is designed to let us know what sorts of events and workshops are coming up in the next three months.

BVAConnex will continue to come out monthly and will continue to advertise your events. BVAConnex is an important document because it is saved to both the Queensland State Library and the Australian National Library and, as such, is a historical resource.

Just as a musician plays live music at gigs, our Gigs are our shows and exhibitions. The new newsletter will contain a visual advertising flyer and a short blurb about the event including which group the event is associated with. But of course, "The New Newsletter" as a title could get confusing so we have come up with **Quarterly Gig Guide**. It will also include the words "of the Brisbane Visual Arts Community".

The Quarterly Gig Guide will allow groups to get their events advertised well in advance of the actual event and it will be an easy reference for you to plan which events you would like to attend well.

BVAC Open Weekend

27 & 28 July

See you there!



Sculpting the Senses- an Exhibition Extraordinaire

by Susan Hoy



GoMA's website introduces the Iris van Herpen exhibition saying, "***Fashion, art, design, science and technology collide in the world of endlessly innovative and internationally acclaimed Dutch fashion designer Iris van Herpen.***

Exclusive to Brisbane, this exhibition is an immersive sensory exploration of her practice with close to 100 garments in conversation with contemporary artworks, natural history specimens and cultural artefacts from which the designer draws inspiration.

Sculpting the Senses. Wow. What an exhibition! It challenges your senses and beliefs about textiles and technology. I was gifted a ticket for my birthday and went along with my sister-in-law to view the exhibition.

Each section of the exhibition was visually and sometimes physically divided into rooms filled with movement, colour, texture and individuality.

The themes and inspiration for the exhibition pieces came from nature, science and art, with the stimulation works being referenced through colour and structure of the garment. It was incredible to read who had worn these garments and in what context. Needless to say the women who favour Iris van Herpen designs are strong, confident, bold women such as Cate Blanchett, Tilda Swinton, Beyonce, Bjork and Lady Gaga.

Iris's use of technology to push the barriers of design is amazing and many pieces incorporate, laser work and 3D digital fabrication, acrylic moulding to challenges the viewer's perception of what is a textile.

The exhibition can be viewed on many levels from eye candy through to structural complexity. Often the visual experience was overwhelming and I needed to pause and let my brain absorb what my eyes were seeing.

If you are visiting Brisbane or live in Brisbane I recommend this exhibition. The day I went it was not crowded and you had plenty of time to stop and contemplate the pieces.



Iris van Herpen
Gallery of Modern Art (GOMA)
Southbank, Brisbane

29 Jun – 7 Oct 2024

Slow Stitching - Now What is That!!!

by *Judy Hamilton*

At BVAC's Open Weekend, there is a workshop on the list that allows you to explore Slow Stitch to make a rabbit. What is going on here???

Now, I belong to that generation that knows their back stitch from their stem stitch. Their satin stitch from their blanket stitch, but what on earth is slow stitch?

Slow stitching is a relatively new concept that incorporates old hand stitching traditions. It's a craft where ancient practices and creativity collide. Unlike stitching that is used to mend or make a garment, slow stitching is the act of using needle and thread to create art; just as you would paint, draw or sculpt out of clay. I like to think of it as hand stitching with a creative purpose.

Slow stitching is also an unexpectedly good mindfulness activity. Long before the notion of mindfulness was popularised by the wellness movement, people have been using crafting to relax and be present - she may not have known it but your Grandmother was onto something pretty groovy whenever she sat down to knit! But whether it be knitting, crocheting or other DIY crafts - using your hands to create has long been viewed as particularly beneficial for the anxious amongst us. It allows the busy mind to be distracted through the act of doing - so much so that 'welldoing' has become a term of phrase. And a term I love, actually!

Ruth Woods:

<https://www.craftschoolz.com/post/two-great-online-fibre-exhibitions-to-inspire-you-while-social-distancing-3>

In times gone by, it was unacceptable socially not to be doing things. Reading books was frowned upon - it was not a productive activity. Men possibly "whittled" wooden projects - such as Welsh Love Spoons, and toys for their children. Women were possibly more prosaic - they mended or patched clothes or created quilts for their homes. I don't know about you, but I can't sit in front of the TV without keeping my hands occupied.

Slow Stitching is simply taking a piece of fabric, a needle and thread, and using simple, rhythmic, running stitch marks upon the textile. You go with the flow of your fabric, your mind, and your thought process. There is no set pattern to follow, no embroidery lines to mark up. Instead you learn to listen to your innate sense of creativity and allow your hands to flow across the fabric.



Things to help you get started.

- Start small. Small is easier to hold and it is not daunting to finish.
- Choose your backing fabric. This fabric can be a simple scrap. You will stitch other scraps onto this piece. Something not too thick - calico or old linen tea towel are good.
- Now select some smaller pieces - scraps of fabric. These can be offcuts from other projects or precious fabrics (linens, silk, cotton). If the fabric evokes a memory from your life, so much the better.
- Start with the thread that you have on hand.
- Arrange your pieces of fabric until you have made a pleasing pattern. Using modern technology - take a photo of your idea.
- Start sewing with a simple running stitch. Try to keep the stitches even and going in a straightish line.

Notes from BVAC Meeting, 11 July, 2024

Present: Judy Hamilton (WSC), Joanna Faber (PAQ), Helen Medland (SB), Lyn McGlade (WSC), Kirstin Farr (CAQ), Wendy Goode (SA), Malissa Johnson (ATASDA), Joanna Fear (QBG), Susan Hoy (ATASDA), Sandra Evans (APAT), Anna-Margot Collins (QEG), Helen Medland (SB), Tricia Smout (ATASDA), Paquita Fadden (WSQ).

Apologies. Merla Hynes (PSA), Perrin Millard (LL).

President's Report: It was wonderful to see so many members come to BVAC on Sunday 30th June to help rearrange the storage downstairs. Men wrangled shelving systems while the women cleaned out rooms, discarded those items not required and reorganised items into their new spaces. Thank you Sandra for effort in propelling this initiative and seeing it through. ATASDA now has a new storage area downstairs and have elected to keep the cupboard upstairs for their library. A lovely BBQ lunch was prepared and cooked for us by Allie and her team. As it was my birthday, I took this as a special celebratory lunch.

Anna-Margot and social media team have been busy promoting the Open Weekend, the classes and demonstrations to be held. I am wishing everyone much success. Advertising banner will be erected on the wall facing the pathway to the school as we have large numbers of parents taking their children to and from school along this path as well as Little Athletics on the weekend.

The Monday Fun Days are continuing but it would seem that this program needs to be rejigged or disbanded as we have not had the uptake we expected and has fallen to one person to facilitate.

It's getting towards that time when we need to start planning for 2025 and it would be appreciated if you could ask your groups what they would like to see happen in 2025.

Treasurers Report: Overall, compared to last year, our income is a bit higher, but expenses are a lot higher. Big-ticket items of expenditure are advertising, Professional Dev Day, Cleaning and gardening, Catering, Consumables, and Website.

We are trying to determine if the advertising is targeting the right areas. Could groups please send their total sales from the previous 2 pop-up shops so we can use the information to help determine if the advertising is going where it should. Also, please let us know of any interesting trends your group may have noticed at the pop-up shops, e.g., I noticed that the less expensive pieces were not selling as much this time. Please send the info to bvac2015@gmail.com so we can run it through a spreadsheet to see how the Pop-Ups are tracking.

Building and Maintenance: Everything is running well at the moment, getting ready for some regular maintenance work: Gutter clearing - waiting for a quote; waiting for contact details for Disability access for the rear fire door upstairs; Mural will be finished in time for the Open Weekend.

Website Report: All things are progressing slowly, but the updates are starting to take shape.

Pop-up Shop Report:

- **Pop-up dates for 2024 December 13-15.** 2024 Bookings are now open, but will be sending out a formal invitation to groups after the Open Weekend is done. We are planning to change the opening days and times to Set-up Thursday morning until 12 noon, then open trading 12-4 Thursday; 10-4 Friday; 9-3 Saturday; and 9-2 Sunday. Will send a questionnaire to Pop-Up people regards whether they like the idea. All feedback appreciated.
- **Open Weekend update:** Workshops on Eventbrite: 2 are full, and bookings are coming in steadily for the others. More groups have sent information about their demonstrations for the Open Weekend.

Notes from BVAC Meeting, 11 July 2024

- **Question was raised about selling at the Open Day.** Previously, BVAC had made the decision that sales could be made, but not as part of the group's display. Sales would be totally up to groups to organise in a marquee outside the Hub. BVAC does NOT regard this as a selling event - we already provide two of those each year. This is a chance for groups to snag new members by showing how interesting the work they do is, and to support the work that BVAC does for groups. Selling would rely on having enough committed members to man a sales marquee. MOTION was put to allow incidental sales of demonstration pieces of the artist demonstrating on the day. Moved by Anna-Margot; Seconded Sandra Evans. Passed unopposed. (This is only for artists who are assisting with the demonstration and allows them to display a few examples of their work, but it is not a sales table.) So if you are assisting with a demonstration you may have a few examples of the work you are demonstrating on show. NO PRICES on show.

GENERAL BUSINESS:

- Social media subcommittee is going well, we are learning a lot from Thea Parry. We are getting all our social media outlets and web connections to talk to each other and run smoothly.
- Signage for open day, Who and what? We have 2 new large banners that are up at the hub now and we will be putting out a selection of banners and flags on the weekend Sandra and Anna-Margot will co-ordinate the putting up and bringing in of the signs.
- Teardrop banner update. So far, we have only had 1 design come in, waiting on at least 1 more to get the discount. Please let us know if you are interested in having one and assisting with the advertising of our Pop-Up shop.
- Looking for a name for our new quarterly newsletter. The **Quarterly Gig Guide** has been suggested. and will be clearly linked with Brisbane Visual Arts Community. Any group wanting to be in the next edition that comes out on October 1st. Please send your exhibition information and flyers to bvac2015@gmail.com by 20th September so it can come out on time.
- Don't forget our Funday Mondays is only a 12 month trial. If numbers don't improve it won't be back next year. Final dates for this year are, 19 Aug, 30 Sept, 21 Oct, 18 Nov.

Meeting closed 11:05

Next Meeting: August 8, The Hub. 9.30 am



spirited
...Threads in Common

Richard Randall Art Studio,
Brisbane Botanic Gardens, Mt Coot-tha

23 August – 1 September 2024

Exhibition and gallery shop featuring local Brisbane artists:
Casandra Pyziakos, Joanna Fabec, Joanne Jayne, Karoline Cumming,
Malissa Johnson, Pauline Stevens, Tricia Smout, Wendy Goode

art · wearables · jewellery · accessories · homewares · gifts

10am-4pm daily · FREE entry

BVAC Art and Craft Open Weekend

Brisbane Visual Arts Community's (BVAC) Art and Craft Open Weekend aims to bring the joy of being creative to those who have not yet discovered that feeling. Our groups will offer specific paid workshops over the weekend for the more experienced participants while at their display stands, the groups will offer a free introductory level activity. The aim is to get more people participating in arts and crafts as an enjoyable hobby.

List of Paid Workshops

27th and 28th July, 2024

Group	Tutor	Workshop	Cost	Places Available
Sunshine Beaders	Gill Scott	Polymer Clay Buttons	\$25	12
Sunshine Beaders	Helen Medland	Tallie Kumihimo Necklace	\$60	6
Papermakers	Joanna Faber	Introduction to Recycled Papermaking	\$65	10
Q. Enamellers	Anna-Margot & Allie Collins	Enamel Pendant	\$35	10
Q. Enamellers	Anna-Margot & Allie Collins	Enamel Earrings	\$35	10
ATASDA	Julie-Ann Barker	Developing engaging Backgrounds in Acrylic Paint	\$40	18
ATASDA	Susan Hoy	Slow Stitch Rabbit or Bird	\$50	10
Q. Bookbinders	Sarah Davie & Kerrie White	Paste Papers	\$10	10
Q. Bookbinders	Joanna Fear & Andrew Lee	Secret Belgian Binding	\$40	10

Bookings for these workshops
will be open to the public via Eventbrite on Tuesday May 14.
www.eventbrite.com.au and search Open Weekend, Workshops and Demonstrations

83rd ANNUAL ART EXHIBITION

Free Entry

Fri 2nd Aug - Tues 6th Aug 2024

The Richard Randall Gallery

Botanic Gardens Mt Coot-tha

HDC

ARTISTS

hdg-artists.com

CREATING
TOGETHER

The Half Dozen Group of Artists

Fri 2nd Aug 10am - 4pm

Sat 3rd Aug 10am - 9pm

Opening Event: Sat 3rd Aug 6:30pm

Sun 4th & Mon 5th Aug 10am - 4pm

Tues 6th Aug 10am - 12noon

The 90+ members of The Half Dozen Group of Artists will be exhibiting a wide range of original artworks for purchase and your viewing pleasure.



Lydia Peterson

ASSEMBLAGE SCULPTURE

FAIRFIELD LIBRARY, FAIRFIELD

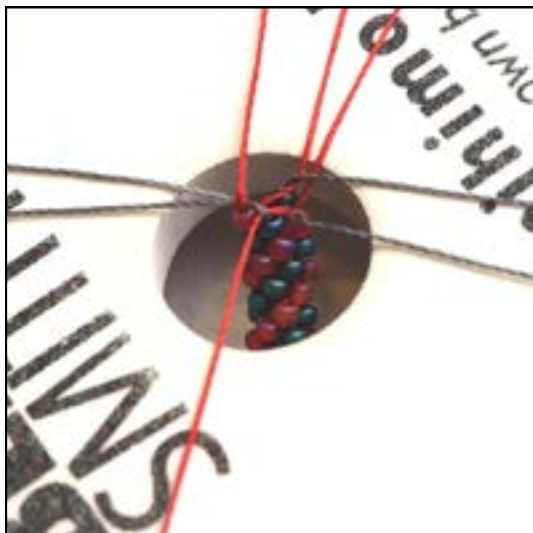
JULY AND AUGUST 2024

HOURS: TUESDAY-FRIDAY 10am to 6pm; SAT 9am to 4pm

Lydia Peterson is a member of HDG-Artists who makes sculptures and collages assembled from recycled scrap jewellery, recycled plastics, leather and found materials/objects. Themes are drawn from book themes and Brisbane locations.

Tallie Kumihimo Beading

Kumihimo is an ancient Japanese braiding technique, traditionally done on a wooden loom called a *marudai*. Today we have looms in the form of light and portable foam discs, and once the beads are strung on the cords (usually eight of them), the project can go anywhere with you.



Kumihimo is Japanese for “gathered threads”. By interlacing strands, you can create beautiful cords and jewellery in all the colours of the rainbow. It is thought that Kumihimo as we know it today developed in the Nara period (645-784 A.D.).



PAINTING WITH FIRE

An exhibition by the Queensland Enamellers Guild



AUGUST 13TH-18TH 2024

**Richard Randall Art Studio
Brisbane Botanical Gardens, Mt Coot-tha,**

Tuesday - Friday 10 am - 3 pm

Saturday 9 am - 4 pm Sunday 9 am - 3 pm

email queenslandenamellersguild@gmail.com

find us on facebook at- Queensland Enamellers Guild

Member of Brisbane Visual Arts Community



Clay & Colour




**CERAMICS
ARTWORK
PLANTS
HOME DECOR**

RICHARD RANDALL ART STUDIO

Brisbane Botanic Gardens
Mt Coot-tha

10-11 AUGUST 9am-4pm

for info: enamelarts@gmail.com



**Creative Glass
Showcase 2024**

**Save
the
Date**

**Saturday 16th & Sunday 17th
November 2024**

Mt Coot-tha Botanic Gardens Auditorium

DISCOVER THE WORLD OF GLASS ART

Follow us online for more information

Creativity Reborn

By Greg de Silva

The Queensland Academy for Science Mathematics and Technology (QASMT) has done it again with another excellent Festival of Creativity for 2024 (14-19 June). The festival, filled with music, drama, performances, exotic food and an excellent visual art gallery curated by art teacher, Rene Johnson. The works were interesting, dynamic, colourful and intriguing.

Daniela Campos Ibarra created a lovely patchwork crochet jacket in *Free & Young-We Shall Feel* using a multitude of colours and shapes, mostly flower and rectangles. It reminded me of the coat that featured in the musical Joseph and his Technicolour Dream Coat. It even had a small bag, in various blue tones, hanging off one of the sleeves. Not only was it a joy to see, but it is also a wearable garment.

The Improbable Beasts series by the year 7 students is always a lot of fun, with plenty of imagination on board. It is amazing how they can create these wonderful creatures. One particular work has the face of a cheetah, with horns protruding from its head and large wings on a reptile body. The detail in the work pulls it together, along with the medium.



Improbable Beasts
Year 7
Ink

Joey Li likes cats, dogs and other animals, going by his subject matter. His work *Cat* is an interesting way of putting an animal into an interior. The cat is well painted, complementing other objects in the painting. His other work *Cat and Butterfly*, showing us a glimpse of the curiosity of the cat as it discovers a small blue butterfly fluttering around the garden.

Thinking Away by Isaiah Chou is a work of charm and skill. It harks us back to almost

ancient times with a head and torso sculpted from tissue paper mounted on to a cardboard ground. This work has structure and form, with the face beautifully modelled. His other work, *Someone's Fried Egg* is made from wood and cotton is an intriguing image. It would have been even more wacky if he had added a couple of bacon rashers.



Thinking Away
Isaiah Chou

If intense colour is your thing, then you can't go past Blynda Nichol's, *Hot Colourful Mess*. This abstract has a good use of texture, colour and shape bound together with strong line.



Hot colourful Mess
Blynda Nichol

Another image that was quirky and fun is *Lipstick on a Pig* by Nick Gonzales. It has the sow applying the deep red shades to her lips, while looking into a dressing table mirror. Slightly lighter red tones of the red rose on the top of the dressing table, mirror the tones in the pig's rosy cheeks and inside her ears. The lighter tones of the pearls around her neck as well as on the tabletop balance the work.

Amy Smith has produced a quiet, almost haunting image in *New Moon*. Showing a young woman balancing on a new moon, her warm skin tones balance the cool shades of the night sky.

Creativity Reborn cont...

Jennifer Colley's talents lie in dress design, and her **Sabrina's Bow Dress** in black is a simple but elegant design. Tyler Pearson's **Close** is a lovely gestural image of a gold fish, or in this case, a gold, pink, blue fish. The work has movement and flow, giving the impression that the fish is swimming, even though he has not painted in any water.

Close
Tyler Pearson
Ink, Acrylic and Watercolour



Reboot by Ashton Simmonds is also an image on the unusual side, it gives us a truly imaginative work of frog- like creatures and other mystical creatures and Leprechauns transforming into other weird creatures and other objects like furniture. The colours are bold and connect the images together, as well as holding the viewer's eye throughout the composition.



Reboot
Ashton Simmonds
Watercolour

Jan Windolf has been very creative dabbling in copper art, jewellery, painting and ceramics. Copper art was very popular in the late 1960's and into the 1970's. She has produced an almost relief sculpture in **Flamingos Wading Through Shallow Water**, which is formed in soft copper and then attached to a board. Her jewellery designs are also stunning. **Parisian Design** is a stand out. Silver plated horse-shoe nails have been manipulated into the shape of the Eiffel Tower. They are complemented by faceted crystal and glass beads that bring colour to this special piece.

Jan's ceramic pieces include Small Green Vase, which shows a good knowledge of shape, design and colour.

Small colourful clay figures have been created by the year 8 students as part of their Stem Influences projects. Their comical and whimsical faces showing many expressions. These modelled figures have then been used to create a small stop motion animated film, again showing these talented students at their best.

Artist, Greg de Silva's works were included in the exhibition. All were painted from life - from landscapes to a figure grouping in **Picnic Shelter Figures**.

In **Lake Maroon** cool and warm hues are blended together to create the landscape. The abstract shapes of the distance hills, as well as the middle ground have been bound together by the dark tones of the area under the trees to create a harmonious image.

Lake Maroon
Greg de Silva
Watercolour



Other interesting works in the exhibition were Charlette Bennett's **Storm Watching**, Tarne Bay's **Summer in New York**, Kookaburra by Laura Calverly and Monalisa Oliveira's photo box of Australian wildlife, **The Art of Observing Nature & Registering Natures Secrets**, an ingenious way of showing her 16 images in a box that rotates so all images can be seen.

The festival once again has ignited the talents of the students and staff together, creating a colourful expose of visually stunning images.

Greg de Silva: FRQAS
© Greg de Silva: June 2024

Photographs courtesy Janice Windolf.

Graham W. Smith

Graham W. Smith has had a third visit to his studio/gallery from the Queensland State Library in June 2024 to collect further items for their collection - 33217 Graham W. Smith Collection.

Items collected included catalogues from the 700 plus exhibitions that Graham has participated in, as well as photographs of his paintings, and a list of over 300 paintings of the bayside area. Other ephemera was added to his file which includes the watercolour painting No. 3092, "Wynnum Creek". Graham has now completed over 3300 paintings.

During the visit, Graham donated an unframed 47x67cm sepia watercolour on 640gsm Arches rough watercolour paper of the historic "SS Forceful". This vessel was the last coal fired tug operating in the southern hemisphere located at the Maritime Museum. While Graham was a member of the Adventurers Club based opposite the Customs House, he, along with other members, helped paint the yellow cabin topsides in 1972.

"Forceful" was built at Govan in Scotland and launched into the Clyde River, Scotland, on 20th November 1925 for the Queensland Tug Company. In December 1925 it sailed for Brisbane and reached there in March 1926. Forceful was retired in 1970 and in recent years, it has been part of the display at Queensland Maritime Museum, Southbank.

After years of neglect, and the need for major repairs, approaches were made to Star Casino to include the old tug as a static dry land display. The Department of Environment decided it was too unsafe. Other approaches were made to the Port of Brisbane, Fort Lytton Trust but as repairs to return it to a working life were around a million dollars, the Queensland Government decided it was to be cut up and scrapped in 2019. Between September and November 2023, Forceful was scrapped.

"So this iconic vessel won't be lost to memory is the reason why I donated this painting!"



Graham W. Smith
SS Forceful
Watercolour

FAUNA

ART EXHIBITION

Come and visit us every Saturday and Sunday 10am to 4pm





**FROM 6th JULY
TO 4th AUGUST**



**REDLAND YURARA ART GALLERY
Pinklands Reserve,
Cleveland-Redland Bay Rd
(300 m south of Dinwoodie Rd)
THORNLANDS**

website: www.redlandyurara.com.au



BRISBANE

Free Creative Workshops



Create your fashion masterpiece.

FESTIVAL

OUT, Kelvin Grove Library
Wednesdays, 17 Jul - 28 Aug

Picabreen Community Centre
Thursdays, 25 Jul - 29 Aug

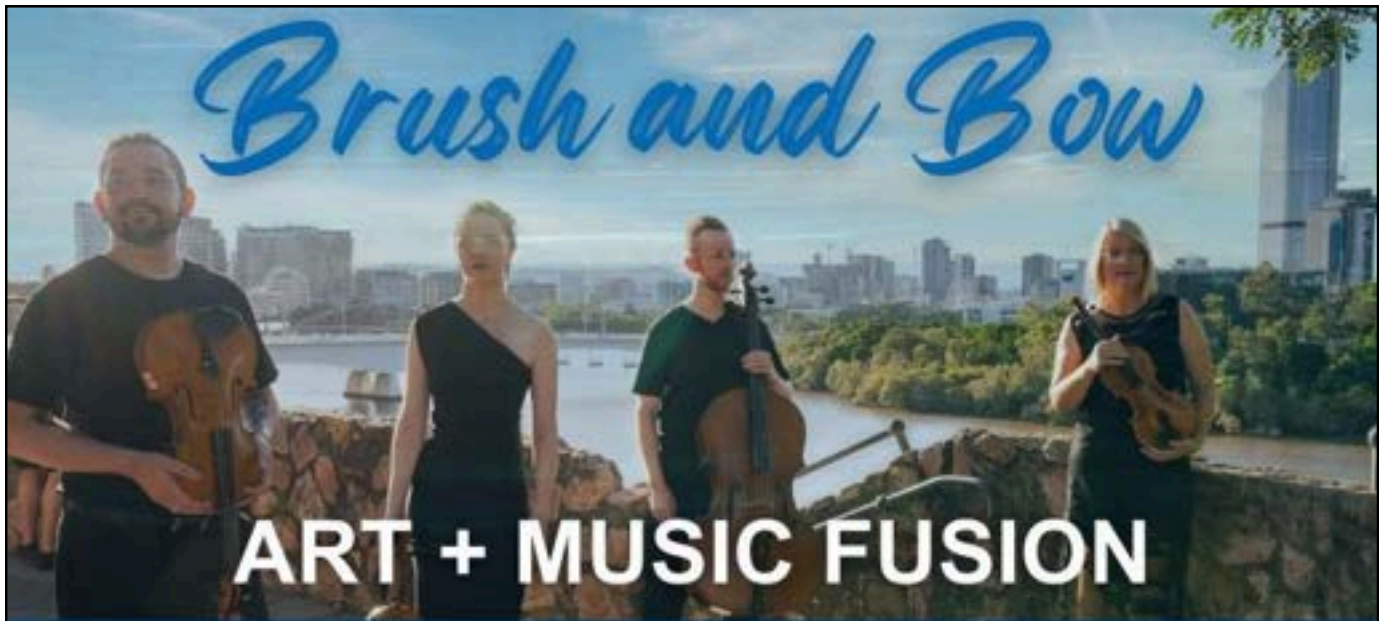
The Social Space, Moorooka
Fridays, 19 Jul - 30 Aug



Brisbane Festival is
an initiative of the
Queensland Government
and Brisbane City Council

brisbanefestival.com.au





ART + MUSIC FUSION

R I V E R B E N D E N S E M B L E

ALL-AUSTRALIAN STRING QUARTET WORKS

new works by

THOMAS GREEN AND RACHEL MERTON

EVENT 1
CONCERT + LIVE PAINTING

FRIDAY 23 AUGUST, 6PM
CORINDA BOWLS CLUB
\$5 ONE PRICE / UNDER 18 FREE

EVENT 2
CONCERT + ART PROJECTIONS

SATURDAY 24 AUGUST, 7PM
GRACEVILLE CENTRAL UNITING CHURCH
ADULTS \$15/CONC. \$10/UNDER 18 FREE

CRAZY LOW PRICE TICKETS - BOOK ONLINE TO AVOID DISAPPOINTMENT

WWW.TRYBOOKING.COM/CRWAI

WWW.TRYBOOKING.COM/CRWAQ



featuring artists



KATE MAREK + JANE THOMPSON

PROUDLY SUPPORTED BY



Dedicated to a better Brisbane

The Creative Sparks Grant Program is an initiative of Brisbane City Council in partnership with the Queensland Government through Arts Queensland.



Queensland Government

I SEE YOU: JOAN MIRO

**2024
ART GROUP EXHIBITION
BRISBANE**

Brisbane Institute of Art
Metcalfe Gallery.
41 Grafton St.
Windsor.

ARTISTS
Sharmila Nezovic
Kelli Cappello
Yaro Starak
Sulja Raam
Meana Tae
Gemma Garcia-Roman
Genevieve Thackwell-James

Friday 19th - Wednesday 31st July

Opening Night
Saturday July 20th 2024
from 6pm

Opening Night Performances
Griffin Cappello (Piano)
Pamella Costa (Violin)

Free Admission

Sponsors

Donations

QR Registration

RSVP required

ARE
McFillin
gestalt
OrangeSky

The Last Word



Tradewind Annie
Kathy Sullivan

Tucked down a laneway off Milton Road, in a quiet park, is **Art Space Toowong**. Formerly known as **The Silk Shed Studio**, a community art group co-founded by Collins and Ruth Francis in 1989. At the entrance, a sign reads: “A community space for all interested in art in all forms. Here ideas and resources are shared in a friendly atmosphere.”

A few weeks ago, a crew from The Project, Channel 10, came to Art Space to interview Anne Collins who is now 100 years old.

in 2011, Anne Collins and Ruth Francis lent their support to “Baby BVAC” when the Brisbane Visual Arts Community was just an idea. They helped with seed funding to get the community started. Brisbane Visual Arts Community is very grateful for the vision of both Anne and Ruth in giving their support. When it was up and running and showing signs of success, the Silk Shed withdrew to concentrate on their own group .

Anne says, “Art has been my life and joy, from a pottery group I started in Mount Isa to printing and painting and sculpture. Am also involved in a photographic group with U3A in Brisbane. This no doubt explains why I have reached this active age.”

BRISBANE VISUAL ARTS COMMUNITY (BVAC) COMMITTEE CONTACTS

President

Susan Hoy
susanhoy@bigpond.com
ATASDA

Secretary

Anna-Margot Collins
bvac2015@gmail.com
Queensland Enamellers Guild

Treasurer

Joanna Fear
bvac2015@gmail.com
Q. Bookbinders Guild

Bookings Co-ordinator

Sandra Evans
wellershillartshub.bookings@gmail.com
APAT

Vice-President & Newsletter

Judy Hamilton
jrhyll@hotmail.com
Western Suburbs Clayworkers

Committee

ATASDA :	<i>Tricia Smout</i>
Ceramic Arts Queensland :	<i>Kirstin Farr: Website</i>
Creative Glass Guild, QLD :	
Lilley Lee :	<i>Perrin Millard: Building & Maintenance</i>
Papermakers Artists, QLD :	<i>Joanna Faber</i>
Scattered Arts :	<i>Wendy Goode: PO Box Monitor</i>
Sunshine Beaders :	<i>Helen Medland</i>
Watercolour Society, QLD :	<i>Theresa Skirving</i>
QLD Bookbinders Guild :	<i>Joanna Fear: Treasurer</i>
Art West Community Gallery :	<i>Steve Norris</i>
WS Clayworkers :	<i>Lyn McGlade</i>
Pastel Society AUST :	<i>Merla Hynes</i>
HDG :	

